

# GRIPPS®

## H01036 TOOL RING - 19MM (10 PACK)

*GRIPPS® Tool Rings offer a cost-effective solution for establishing a load-rated connection point for tools.*

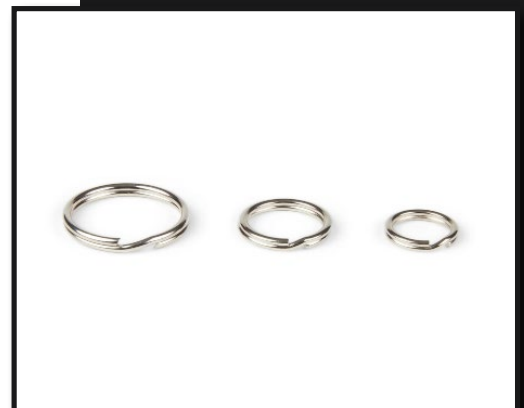
Versatile across a wide array of hand tools, applying GRIPPS® Tool Rings is both quick and simple.

Only available in packs of 10.

1 KG

2.2 LB

MAX LOAD:



### OTHER SIZES AVAILABLE

SKU	MAX LOAD	SIZE
H01037	1KG   2.2LB	25MM   1"
H01038	1KG   2.2LB	38MM   1.5"

ENGINEERED FOR DROP PREVENTION

GRIPPS.COM

## KEY FEATURES

Quick and easy installation.

Available in three sizes.

Fully certified and load-rated.

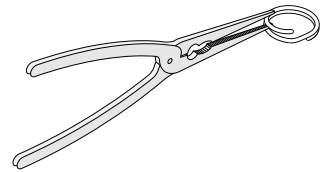


## SPECIFICATIONS

SKU	MAX LOAD	DIAMETER	THICKNESS
H01036	1KG   2.2LB	19MM   1.0"	3.6MM   0.14"

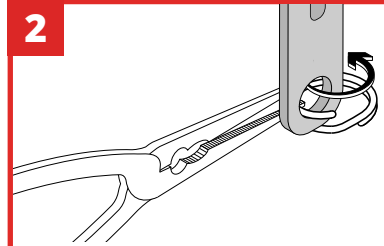
## HOW TO USE

1



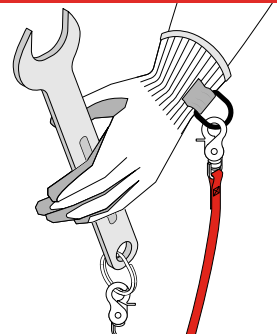
Pry the two halves of Tool Ring open with a set of ring pliers or needle nose pliers.

2



Using the needle nose pliers, thread the pried-open halves of the Tool Ring into the tool aperture. Rotate the Tool Ring until both halves of the Tool Ring are inside the tool aperture and the tool is secured.

3



Once the tool ring is applied to your chosen tool, connect the tool ring to a GRIPPS® tether of choice.

@GRIPPSGLOBAL



#ConquerGravity