

# GRIPPS®

## H03000 GRIPP SHRINK - 20MM X 50MM (25 PACK)

*After using GRIPPS® V-Gripp Tape and GRIPPS® Tool Catch's to create an attachment point, apply GRIPPS® Gripp Shrink for an even stronger connection for your tool attachment point. Gripp Shrink is highly resistant to abrasive and harsh environments.*




THE LEADERS IN FALLING OBJECT PREVENTION

GRIPPS.COM

## KEY FEATURES

Provides additional protection for V-Gripp Tape.

Quickly shrinks & protects when exposed to heat.



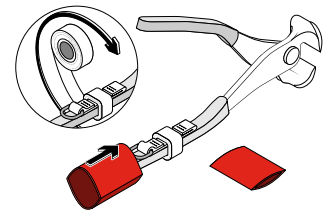
Extremely resistant to abrasives.

## SPECIFICATIONS

SKU	QUANTITY	WIDTH	LENGTH
H03000	25	20MM   0.79"	50MM   1.97"

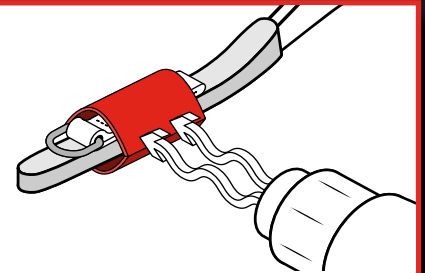
## HOW TO USE

1



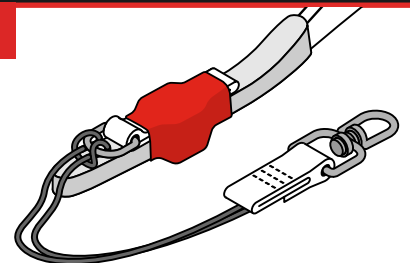
Slide Gripp Shrink over Tool Catch and V-Gripp Tape, ensuring that the D-ring is left exposed and accessible.

2



Apply a heat gun to the Gripp Shrink. Use the heat gun evenly and rotate the tool continually whilst applying heat. Allow to cool.

3



The D-Ring of your Tool Catch is now ready to connect with a suitable GRIPPS tether or Swivel Catch.

@GRIPPSGLOBAL



#ConquerGravity