

GRIPPS®

ANSI/ISEA
121-2018
COMPLIANT

H01055 TOOL HITCH

The GRIPPS® Tool Hitch features a simple choking mechanism, enabling it to securely fasten closed-handled power tools without requiring additional adhesives or equipment.


By encircling the enclosed handle, the GRIPPS® Tool Hitch establishes a connection point for the tool, facilitating tool tethering to an anchor point.

For “open” tools like sledgehammer handles, variants such as the GRIPPS® Single Arm Tool Hitch, GRIPPS® Dual-Arm Tool Hitch, and GRIPPS® Heavy-Duty Tool Hitch are available. These variants allow for securing the GRIPPS® Tool-Hitch in place using GRIPPS® V-Gripp Tape.

16 KG

35 LB

MAX LOAD:



ENGINEERED FOR DROP PREVENTION

GRIPPS.COM

KEY FEATURES

Fast and simple application to tools with an enclosed area.


No need for additional adhesives or equipment.

Tactical-grade Nylon for maximum strength



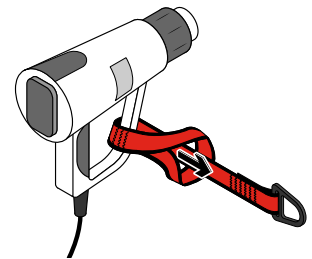
HOW TO USE

1



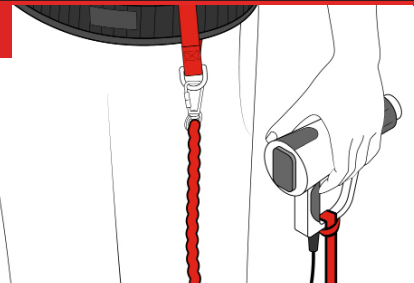
Lay out tool hitch flat on ground or a table.

2



Pass one end of the tool hitch around the neck (near the tool's center of gravity). Then pass the D-ring end back through the tool hitch loop to create a choke-hold.

2



Your tool hitch is now ready to be tethered to a suitable anchor point using an appropriate GRIPPS® tool tether.

SPECIFICATIONS

SKU	MAX LOAD	LENGTH	MAX TETHER LENGTH
H01055	16KG 35LBS	41CM 16.14IN	1.8M 71IN