

GRIPPS®

ANSI/ISEA
121-2018
COMPLIANT

H01033-5 / H01033-10 SCREWLOCK CABLE - 4MM X 200MM

2_{KG}

4.4_{LB}

MAX LOAD:

The GRIPPS® Screwlock Cable provides a quick, easy and cost-effective way to create a certified, load-rated tool connection point for tools with a suitable existing hole.

With a core band made from aircraft-grade steel, the load-rated and certified GRIPPS® Screwlock Cable is as dependable as it is hard-wearing.

Create your secure tool connection point by simply threading the GRIPPS® Screwlock Cable through a suitable existing hang-hole/slot in your tool and screw closed. Add a drop of thread-locking compound before you screw shut to create a permanent load-rated connection point on your tools.

Available in packs of 5 and 10.



OTHER SIZES AVAILABLE

SKU	MAX LOAD	WIDTH	LENGTH
H01030-5 H01030-10	1KG 2.2LB	3MM 0.1"	120MM 4.75"
H01031-5 H01031-10	1KG 2.2LB	3MM 0.1"	150MM 6"
H01032-5 H01032-10	2KG 4.4LB	4MM 0.15"	160MM 6.25"

ENGINEERED FOR DROP PREVENTION

GRIPPS.COM

KEY FEATURES

PU-coated aircraft-grade steel provides a hard wearing tool anchor that's easy to maintain.

Load-rated and certified.



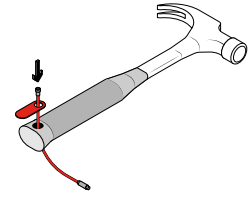
Easy installation process that can be performed onsite.

Can be locked permanently using threa-locking compounds.

SPECIFICATIONS

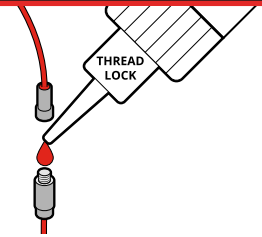
SKU	MAX LOAD	WIDTH	LENGTH
H01033-5	2KG 4.4LB	4MM 0.15"	200MM 7.87"
H01033-10			

1



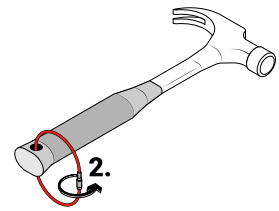
Thread the Screwlock Cable through the pre-formed hole in the tool.

2



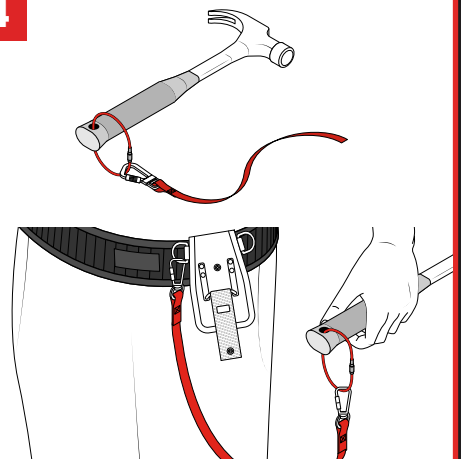
Squeeze a drop of thread-locking compound onto thread for a permanent connection point.

3



Screw the two ends together, ensuring they are fully screwed in and the threads haven't crossed.

4



Your Screwlock Cable is now ready to connect with a suitable load-rated GRIPPS® tether.

@GRIPPSGLOBAL



#ConquerGravity